

Granny Ni 's Special Scones .

Are you looking for something to brighten up those cold winter nights? Then Granny Ni's special scones will be perfect for you and your family to enjoy on bleak evenings. Passed down from 3 generations of master scone makers, these scones -along with being very tasty- are also a joy for the whole family to make! As an added bonus, you can have them on the table within 20 minutes, perfect for unexpected guests.

easily halved 🟡

easily doubled 🟢🟢

You will need:

1lb of self raising flour,
4oz of unsalted butter,
2 1/2 oz of sugar,
5 1/2 oz of raisins,
2 eggs,
100 ml milk.



Method:

- 1) Preheat the oven to 170°C (338°F)
- 2) Rub the flour and the butter together with your fingertips until it reaches a breadcrumb consistency.
- 3) Add in all the sugar and all the raisins to this mixture.
- 4) Whisk the eggs in a separate bowl and keep adding milk until you get to 8oz.
- 5) Make a well in the centre of the dry ingredients and pour most of the egg into it -save a bit for glazing the scone tops.-
- 6) Roll out the dough to an inch thickness and cut out shapes using a glass or a cutter.
- 7) Brush the scones with the remaining egg and milk mixture.
- 8) Finally put the scones in the oven and check after 10 minutes . Remove when they are golden brown.
- 9) Cool on a wire tray and then enjoy with jam and clotted cream.

Bon Appetit!




By Clodhna

English

Minecraft (Explanation text)

Minecraft is a multiplayer/singleplayer game which can be played on many devices such as an iPad, Nintendo Switch, and X-Box. It is a game with two main parts, Creative mode and Survival mode. Creative mode is when you already have unlimited resources, you can fly and not die. This is designed mainly for building. Survival mode is when you start with no resources and you have to gather them. You can die and can't fly. This is ~~best~~ made for adventuring and for players who want a challenge. You also need to get food as if your hunger bar goes down too much you will start to take damage. There are also three separate dimensions: The Overworld (which is where you spawn), The Nether and the End (which is where you kill the dragon.) If you die in Survival then you spawn

at your bed where you last slept or at spawn if you don't have a bed or broke your bed. There is also Hardcore Survival which is much harder and if you die you can't ever return to that world.

To make a crafting table you must go to a tree and punch it or cut it down using the 'attack' button. You must then collect the wood that has landed on the floor and put it in the 2x2 grid . Your newly crafted items will be here . You then drag it back into the ~~crafted~~ crafting grid and put it like this . You will have a

crafting table in the fifth box and drag it to your inventory. When you place this item and click the 'place' button to enter, you will now have a 3x3 grid for crafting. You can use this to make weapons and other items.

Have fun playing Minecraft!

By Joshua

*My guide on how to write a
good murder mystery book:*

You will need:

Brain

Book

Pen

- 1) Sit down and make yourself comfy enough to start thinking of ideas
- 2) Start thinking of the first important thing what you want your characters to be like their personality, hobbies, special traits, appearance and names
- 3) Next start thinking about the setting and scenery make it an enclosed space it's a better setting for murder, what's your town called? Maybe you have made a country or you're just using a real one
- 4) Now start to think of your dilemma/plot this is where something bad happens in your story in this case probably a murder and also think about which character could do it and how !
- 5) Carry on with your book until you are happy ! Add little red herrings where people think something has happened but it hasn't or false clues



By Safiya

Thinking of getting a cat? here are all the things you'll need to get started

Cats are independent but still need to be cared for, here are all the things you will need:

1. 2 food bowls and a ceramic water bowl
2. Litter tray and litter
3. Easy release collar (if you will be getting an outdoor cat)
4. Cardboard boxes (a place for your cat to hide)
5. Cat carrier
6. Cat food (wet and dry)
7. Name tag (in case your cat gets lost)

Cat food that my I would recommend for wet food.



The dry food that I would recommend is iams

Prepare one room in advance for your cat's food, water and litter tray, this will be where the cat stays for the first few days.

After the 2-3 days is up slowly introduce them to the rest of the house. after 3-4 weeks let your cat outside around there feeding time, they will be hungry and will explore and sniff around the area for a little bit then slowly remember they are hungry and will come back to you.

Feeding

The recommend portion size will be on the packet of food pouch/tin

For dry food you will need to buy the age-appropriate bag, the serving size will be on the back of the bag.

Litter tray

Non-clumping litter should be changed every day or when your cat does his business. The entire contents of the litter tray should be replaced once a week.

Vets

Cats should be taken to the vets for an annual [check up](#) every year. If your cat is sick, they should also be taken to the vets.

By Emily

ROBLOX

By Krystal

How to play ROBLOX!

Introduction

Roblox is an online game which loads of people have played. It is estimated that 18,400,000 have played roblox - many people right? Roblox is a fun game because you have lots of different mini games inside the app. Here is a picture of some games, but many more games are inside!!!!

Rules

WARNING - Stuff you shouldn't do on roblox!!!!!!

- No online dating
- No swearing
- No bullying
- No personal questions (by the way if you say inappropriate this is will go in 'tagz', like this #####)

How to play

How to join a game

Click the game that you want to play, but if you're on iPad you click the green play button with a rotated triangle it will look like this




Then you start to the same thing on every device, but on a laptop you load into a page then you click play.

That's how to join a game.

Games on roblox that that you can try!!!

- Adopt me
- Bloxburg { robux }
- Tower of dread
- Royale High
- Tower of hell

Here are some pictures of the games



How to play Royale High!!!

The aim of the game!

The aim of the game is to level up and get to trading hub. This is how to age up. Go to sunset island or the school.

School on Royale high Its exactly the same this what you do at school but shorter and easier all you do is go to classes and try and get an B+ or an A+. Sunset Island is a beautiful place because you get to sign up to the pageant, this is where you everyone gets the same theme and has to dress up and you go to the run away to show of your outfits.



Clothes that you wear!

The costumes that people have are bodices/ Corsets and heels and skirts. If you have all of these items you can make a beautiful outfit like this You can colour your bodice and heels and skirts because you can feel free to wear whatever you like.




Teleporting

Teleporting is where you go to different maps. This is what the teleporting map looks like



By Krystal

A soccer ball is positioned in the lower-left quadrant of the image, partially overlapping the goal net. The background is a dark, textured pattern of hexagons, resembling a soccer field or a goal net. The word "Football" is written in a large, white, serif font across the middle of the image.

Football

THE RULES OF FOOTBALL ARE THAT YOU START BY DOING A COIN FLIP YOU PICK HEADS OR TAILS THEN IF YOU GET THE SAME THING OF THE COIN YOU GET TO PICK IF YOU WANT TO START WITH THE BALL, OR PICK WHICH SIDE YOUR TEAM GOES IN. IN FOOTBALL THERE ARE AN AMOUNT OF PLAYERS IN THE GAME, THERE CAN ONLY BE 22 AND 11 EACH TEAM THE GAME GOES ON UNTIL THE 90 MINUTES ARE OVER, AND WHOEVER GOT THE MOST GOALS (POINTS) WINS THE GAME AND ADDS UP 3 POINTS IN THE LEAGUE IF YOU DRAW YOU GET 1 POINT AND IF YOU LOSE YOU GET 0 AND THAT GOES ON UNTIL YOU PLAYED AGAINST ALL THE TEAMS TWICE WHOEVER WINS GETS THE TROPHY FOR THERE TEAM AND GETS TO PULL IT UP AND LASTLY THERE A REFEREES THAT IF YOU HURT SOMEONE YOU WILL GET A YELLOW CARD MAYBE RED BUT IF YOU HURT SOMEONE REALLY BADLY THEY WILL GET A RED IF YOU GET A RED YOU MISS THE GAME THAT YOUR JUST PLAYING AND THE NEXT ONE BUT IS YOU GET 5 YELLOWS YOU MISS ONE GAME (ALSO IF YOU GET A YELLOW IN A GAME THEN ANOTHER YELLOW THEY WILL GIVE YOU A RED CARD) SO BE CAREFUL DO YOU UNDERSTAND WHATS FOOTBALL NOW?

By Romeo

You will need: a swimsuit or swimming trunks (try to use speedos as their easier to swim in)

A diving board

A swimming pool or ocean

Goggles or a swimming hat if you need them

. First, stand on the diving board with toes on the end of the board.

. Next, bend your legs and put your arms diagonally down towards the water making sure that you squash your ears with your upper arms.

. Then spring of the board making sure that your legs are bent doing so.

. Finally, try to hit the water first with the tips of your fingers, the your head and then your torso and legs.



How to dive by Jessica